

*Since 1968*

**COMMAX**  
SmartHome & Security

# User Manual

APARTMENT HOUSE INTERCOM (ROOMSTATION) DP-SS



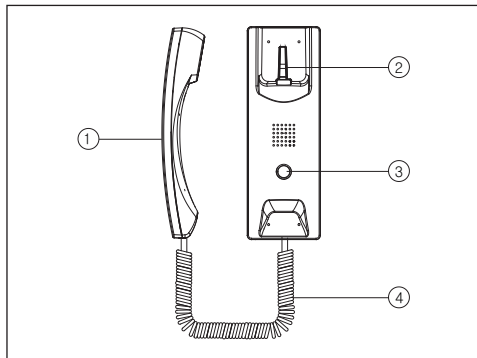
[www.commax.com](http://www.commax.com)

COMMAX Co.,Ltd



- Thank you for purchasing COMMAX products.
- Please carefully read this User's Guide (in particular, precautions for safety) before using a product and follow instructions to use a product exactly.
- The company is not responsible for any safety accidents caused by abnormal operation of the product.

## 1. CONTROLS AND FUNCTIONS



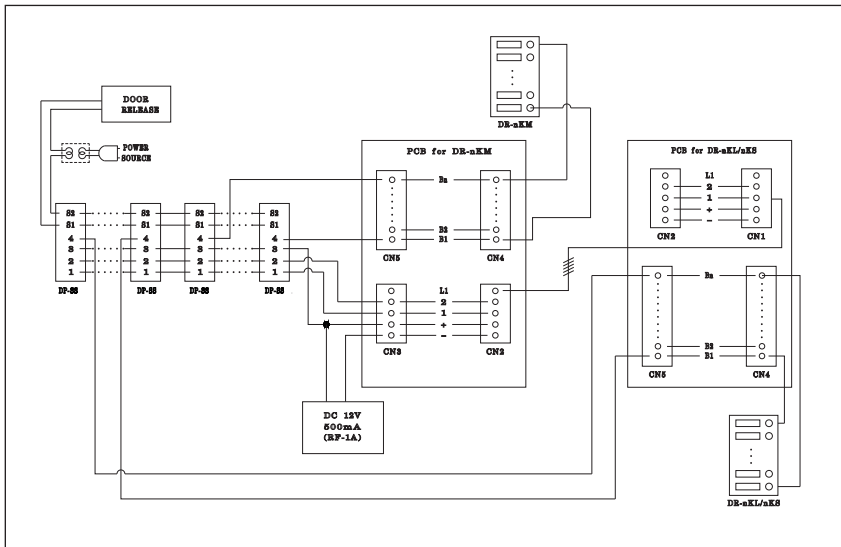
- ① HANDSET
- ② HOOK S/W
- ③ DOOR RELEASE BUTTON
- ④ SPRING CORD

## 2. OPERATION INSTRUCTION

1. Hear a call sound from receiver ① When visitor press the call button on the doorstation
2. Converse with visitor after raise up handset
3. After ascertain the visitor, press the door release button ③ to open door

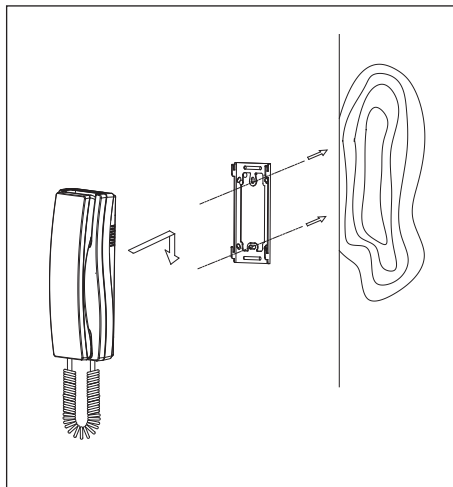
**NOTE** : No need to connect extra power by reason of it's supplied power source from doorstation

### 3. WIRING DIAGRAM



## 4. INSTALLATION

- 1) Please attach a bracket on the wal correctly with screw.
- 2) After the attachment of bracket, please Adjust the groove of the product with a Bracket and then pull it down.



**COMMAX**

**COMMAX Co.,Ltd.**

513-11, Sangdaewon-dong, Jungwon-gu, Seongnam-si, Gyeonggi-do, Korea  
Int'l Business Dept. : Tel.; +82-31-7393-540~550 Fax.; +82-31-745-2133  
Web site : [www.commax.com](http://www.commax.com)

*Printed In Korea / 2011.06.105*